













CITY OF NORTH BRANCH

6408 ELM ST
NORTH BRANCH, MN 55056
Phone: (651) 674-8113/ Fax: (651) 674-8262
Hours: 8:00 am - 4:30 pm (Monday - Friday)
<http://www.ci.north-branch.mn.us>

Comprehensive Land Use

-  AG - Agricultural Rural
-  C - Commercial
-  CB - Central Business
-  CL - Commercial Limited
-  CN - Commercial Neighborhood
-  IP - Industrial Park
-  LU1 - Single Family
-  LU2 - Medium Density Residential
-  LU3 - High Density Residential
-  LU4 - Manufactured Housing
-  P - Park/Open Space
-  PUB - Public/ Semi Public



0 1,000 2,000 4,000 6,000 8,000 Feet

Scale: 150000

Disclaimer: The City of North Branch provides this data "as is" without warranty or any representation of accuracy, timeliness or completeness. The data does not represent a survey. No liability is assumed for the accuracy of the data displayed hereon, either expressed or implied.



Date: 20-APR-2009

